

Course Evaluation Reporting

| | | | | | |
|-----------|-----------|------------|----------|--------------------------------|--|
| Course | Term | Department | Division | Professor ID | <input type="checkbox"/> Only Courses with Surveys |
| 16147 | 2009 FALL | | TC | 7273 | <input type="checkbox"/> Only Courses without Surveys |
| Sort By 1 | Sort By 2 | Output | Records | <input type="checkbox"/> Excel | <input type="checkbox"/> Show Comparative Averages |
| | | Detail | 500 | Search | <input type="checkbox"/> Show Number Response Counts |
| | | | | | <input type="checkbox"/> Include Min / Max / Median |
| | | | | | <input type="checkbox"/> Display Item Code |
| | | | | | <input type="checkbox"/> Hide Text Entry / Comments |

If you change any settings with the above checkboxes, please hit the search button to save the changes.

If nothing is listed below, hit the search button for data to populate.

To List Courses with evaluations click the "Only Courses with Surveys" Checkbox.

To List Courses without evaluations click the "Only Courses without Surveys" Checkbox.

To show how evaluations in this Course compare to other course click the "Show Comparative Averages" Checkbox.

To display Counts instead of percentages click the "Show Number Response Counts" Checkbox.

To include the Min/Max & Median statistics for a particular Course click the "Include Min / Max / Median" Checkbox.

Click on the Professor name to see all Courses for that particular Professor.

Click on the number under survey's taken name to see detail information for that particular Course.

Click on the Hide Text Entry / Comments to hide comment text, if entered for the Course.

| Term | Division | Department | Course ID | Course | Description | Professor | Evaluations Taken | Total Enrollment | % Complete | Reporting Disabled |
|--------|----------|------------|-------------|--------|------------------------------|------------------------------------|-------------------|------------------|------------|--------------------|
| 200940 | TC | CSE | CS 4450 001 | 16147 | Analysis of Programming Lang | Charles D. Allison | 9 | 9 | 100 | |
| | | | | | | | Total: | 9 | 9 | 100% |

Records: 1 Time: 0.02 Seconds


Demographics

| Description | Response Total | Response Percent | Total |
|--------------------------------|----------------|------------------|-------|
| Class Standing | | | 9 |
| Senior | 9 | 100% | |
| Crse req'd for program? | | | |
| Required | 8 | 89% | |
| Both | 1 | 11% | |
| Crse Requirement | | | |
| My Major | 9 | 100% | |


Instructor


| Description | Total | Strongly Agree | Agree(%) | Neutral(%) | Disagree(%) | Strongly Disagree(%) | Avg | Std Dev |
|-----------------------|-------|----------------|----------|------------|-------------|----------------------|------|---------|
| | 9 | 88 | 4 | 0 | 1 | 7 | 4.64 | 0.98 |
| Organized | 9 | 89 | | | | | 4.56 | 1.33 |
| Respectful | 9 | 89 | | | | | 4.56 | 1.33 |
| Fair | 9 | 89 | | | | | 4.56 | 1.33 |
| Clarity | 9 | 78 | 11 | | 11 | | 4.56 | 1.01 |
| Knowledgeable | 9 | 89 | 11 | | | | 4.89 | 0.33 |
| Timely Feedback | 9 | 89 | 11 | | | | 4.89 | 0.33 |
| Achievement Standards | 9 | 89 | | | | | 4.56 | 1.33 |
| Recommend | 9 | 89 | | | | | 4.56 | 1.33 |


Comments


| Description | Total |
|---|-------|
| Helpful | 9 |
|  Chuck is one of the best UVU CS teachers. He makes the class interesting with his passion for the material. I'm impressed with how much I have been able to learn from him in | |


such a short time.

 Chuck is the best instructor I've had at this school.


 Chuck is the man! One of the best teachers I have ever had, its a shame I only got him in a couple of the end classes, but I am fortunate to have him for the senior level classes. He is one of the most organized teachers I've ever had and is always incredibly knowledgeable about the topic he is covering.

 Fun teacher


 See my email - Steve


 Very knowledgeable and will exhaustively answer questions to make sure students understand what he's teaching. Doesn't treat any questions as dumb. Fair tests.


Suggestions


 Class was not organized. Syllabus, Homework problems, Slides were constantly changed, making often possible to miss assignments that were added shortly before the due date. Teacher did not want students to perform well in his class and complained about to high grades, and also always added more material trying to fail students. Class may as well be renamed to analysis of ML. ML was uninteresting and not useful to study. I suggest to talk about ML for a week and expand Python lectures to be more than reading the reference manual for the last 2 weeks of the semester. The ML book was boring to read and not helpful at all. The presentations and writing the paper were unnecessary and useless. Quizzes that take 15+ or even 30+ minutes are no longer called quizzes but tests. Probably the most useless class I have taken in the past 4 years. Cannot recommend the teacher either.

 More Python.

 More python but I am biased.

 More time for python, it felt a bit crammed in at the end.

 See my email - Steve

 The only problem is that he doesn't teach enough courses. And the projector filter needs to be cleaned.